



THE LANDAU
FULHAM

CONTENTS

I INTRODUCTION
2 – 7
II THE APARTMENTS
8 – 21
III FLOOR PLANS
22 – 97
IV SPECIFICATION
98 – 103
V LOCATION
104 – 122
VI CONTACT
123 – 126



SPACE, STYLE AND SERENITY



Computer generated image of one of the pocket gardens

The Landau is an exclusive, new development of spacious and elegant apartments in a peaceful yet prime location in sophisticated Fulham.

Its luxurious collection of 107 individually-crafted apartments, combines exceptionally large living spaces with exquisite interior and exterior design. It is a truly unique development within this delightful corner of London.



LAMBETH BRIDGE

TATE BRITAIN

BATTERSEA POWER
STATION

BATTERSEA PARK

WESTMINSTER
CATHEDRAL

BUCKINGHAM
PALACE

GREEN
PARK

HARRODS

ROYAL ALBERT HALL

HYDE PARK





‘EFFORTLESSLY ELEGANT
SPACES DISCREETLY
PLACED WITHIN THE
HEART OF THE CITY.’

WISH INTERIORS

Computer generated image of living area

WISH INTERIORS DESIGN VISION

As the interior designer of this unique development, WISH London wanted to introduce a concept that would stand out in the present market. We focused on understated luxury which combined subtle detailing and contrasting textures, to create timeless interiors that are attractive and appealing to our discerning customer.

Maximising space and light was crucial to us, so within a neutral back-drop we have included key elements to enhance the footprint of the apartments. Architectural lighting details work in parallel with both natural daylight and internal glazing,

to filter light through the apartment thus creating spacious interiors.

Light oak flooring, bespoke ironmongery and brassware are included in addition to the quality finishes and textures prescribed. These add a subtle touch of glamour and rich quality to the core palette.

WISH London intends to deliver the ultimate interior scheme where detail and quality are second to none.



A handwritten signature in black ink, which appears to read 'Caroline Smith'.

CAROLINE SMITH
CREATIVE DIRECTOR
WISH INTERIORS

AN HISTORIC HAVEN




Computer generated image of main entrance

The Landau stands on an historic site that once housed the opulent Landau carriages which transported 19th century aristocracy and royalty around the city in comfort and privacy.

The development reflects and celebrates this rich heritage, providing a tranquil and secure haven from which to experience the unique excitement of London.

A FLAIR FOR LIVING



MIELE APPLIANCES
—
ENGINEERED CAESARSTONE
QUARTZ WORKTOPS
—
CAPLE WINE FRIDGE



Computer generated image of open plan kitchen in dark colour palette

The kitchens exude style and functional flair. Gloss finish cabinets and engineered caesarstone quartz worktops are available in two colour palettes, while high specification appliances from Miele and Siemens allow culinary ambition to flourish.



Computer generated image of master bedroom




Computer generated image of en-suite and dressing room

The bedrooms are an oasis of calm, exquisitely crafted and fitted to create an air of effortless relaxation. Stylish dressing rooms provide an adjoining space while en-suite bathrooms feature bespoke mirror cabinets and large format wood effect ceramic floor tiles.



Computer generated image of en-suite and dressing room



LARGE FORMAT
CERAMIC TILES

—

BESPOKE MIRRORED
CABINetry

—

CHOICE OF LIGHT
OR DARK COLOUR
PALETTE



Computer generated image of main bathroom in light colour palette

Beautifully designed bathrooms provide the perfect space in which to relax and unwind at the end of the day. Bespoke fittings and a choice of elegant colour palettes allow you to add to the indulgent atmosphere.



Computer generated image of the concierge



Computer generated image of residents' gym

The Landau's elegant residential lobbies ensure residents and guests always experience a sense of arrival while a 24-hour concierge caters for every need. Other amenities include a fully equipped residents' gym with changing facilities

and a private residents' lounge which can be used to host intimate dinner parties or small gatherings. Secure cycle storage and underground parking is included with every residence.



A COLLECTION OF 107 INDIVIDUALLY
CRAFTED APARTMENTS

—
89 AVAILABLE FOR PRIVATE SALE

—
1,2 AND 3 BEDROOM RESIDENCES AND
DUPLEX APARTMENTS SET IN A SECLUDED
AREA OF FULHAM ON FARM LANE

THE LANDAU





‘TO ONE WHO HAS BEEN
LONG IN CITY PENT,
‘TIS VERY SWEET TO
LOOK INTO THE FAIR
AND OPEN FACE
OF HEAVEN’

JOHN KEATS, ENGLISH POET



Computer generated image of one of the pocket gardens

A PEACEFUL HAVEN IN A BUSY CITY



Computer generated image of view of pocket garden from a second floor balcony

The Landau offers an elegant escape in the heart of one of the world's most exciting cities. The development's four delightful pocket gardens, designed by award-winning landscape architects Modular, provide a serene and verdant escape from the hustle and bustle of London life.

Outside the development, the neighbourhood offers many parks and green spaces in which to relax. Eel Brook Common and Fulham Palace are a short walk away while Brompton Park is just across the road.

THERE IS A CORNER
OF FULHAM WHERE
THE HUSTLE AND
BUSTLE OF LONDON
MELTS AWAY...



Rowing on the Thames

— FULHAM —
LONDON'S FAVOURITE
VILLAGE



Traditional Fulham street

London is a collection of villages and Fulham is one of the best-loved. This vibrant, friendly and cosmopolitan neighbourhood has a distinctive British flavour with well-known high street shops sitting alongside designer boutiques and artisan delis.

The area offers a myriad of dining options from Marco Pierre White's Michelin-starred restaurant Marco, just moments away, to an



abundance of local bars and pubs including London's only Michelin-starred gastro pub, The Harwood Arms.

Adding to the irresistible allure of the area, the inimitable Kings' Road, with its rich history of fashion and style is a short distance away.



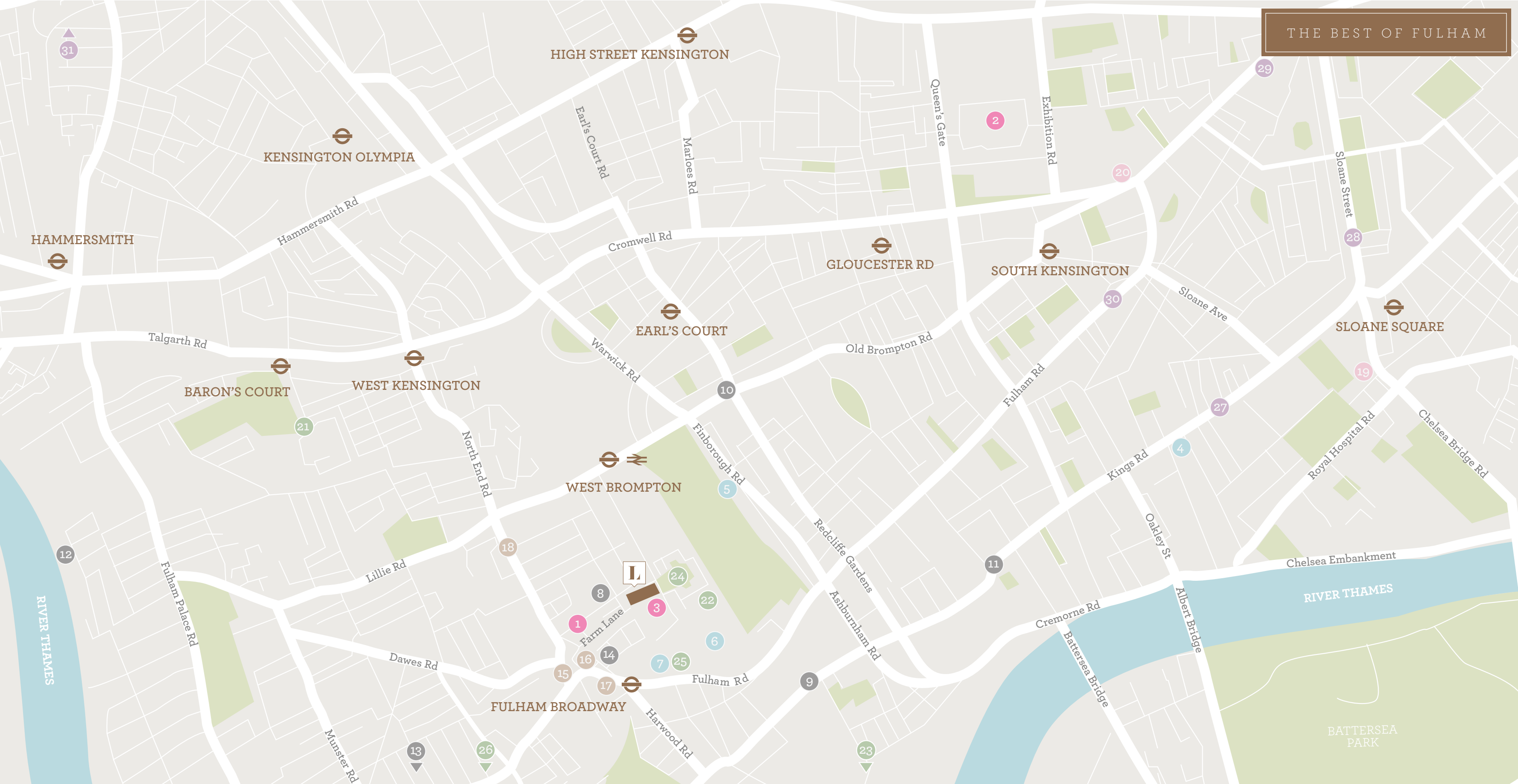
Clockwise from top left
—
Fulham Palace
grounds, Farm Lane,
fine dining, Marco
Grill, Eel Brook
Common, al fresco
coffees in Fulham





Fulham village highlights include:

- 1 — The famous grounds of Chelsea F.C. are a stone's throw away. A must for any football fan
- 2 — A half hour walk* takes you to the River Thames
- 3 — The famous King's Road begins a mere fifteen minute* walk away. Vivienne Westwood's famous World's End shop harks back to the British subculture of the 1970s



- | | | | | | |
|--|---|---|--|---|---|
| <p>EDUCATION</p> <ul style="list-style-type: none"> 1. London Film Academy 2. Imperial College London 3. London Oratory School | <p>ENTERTAINMENT</p> <ul style="list-style-type: none"> 4. Curzon Cinema 5. Finborough Theatre 6. Chelsea FC 7. Vue Cinema | <p>RESTAURANTS</p> <ul style="list-style-type: none"> 8. Harwood Arms 9. Chutney Mary 10. Garnier 11. Medlar 12. The River Café 13. The Brown Cow 14. Moosh | <p>LIFE'S ESSENTIALS</p> <ul style="list-style-type: none"> 15. Waitrose 16. Marks & Spencer 17. Whole Foods Market 18. Post Office <p>ART AND MUSEUMS</p> <ul style="list-style-type: none"> 19. Saatchi Gallery 20. Victoria & Albert Museum | <p>KEEPING ACTIVE</p> <ul style="list-style-type: none"> 21. The Queen's Club 22. The Chelsea Health Club & Spa 23. Harbour Club 24. Brompton Park 25. David Lloyd 26. The Hurlingham Club | <p>SHOPPING</p> <ul style="list-style-type: none"> 27. Kings Road 28. Sloane Street 29. Harrods 30. Fulham Road 31. Westfield |
|--|---|---|--|---|---|



‘BY SEEING LONDON,
I HAVE SEEN
AS MUCH OF LIFE
AS THE WORLD
CAN SHOW’

SAMUEL JOHNSON,
LONDON DIARIST



LONDON ON YOUR DOORSTEP



WORLD-CLASS SHOPPING

Fulham Road (10 mins on foot)

Designer names rub shoulders with stylish bars, cinemas and cafés on this perennially fashionable London shopping street.

Harrods (14 mins by tube)

A global icon with its international food hall, world-class brands and uniquely British shopping experience.

Harvey Nichols (14 mins by tube)

The destination loved by style aficionados from around the world, featuring high end fashion as well as fine dining and cocktails.

King's Road (20 mins by tube)

Vivienne Westwood started her career here, following in the footsteps of famous British designers like Mary Quant.

Sloane Square (20 mins by tube)

From high fashion brands – Tiffany, Rag & Bone, J Crew – to national institutions like Peter Jones department store and the Royal Court theatre, Sloane Square has it all.



ICONIC LONDON

Victoria & Albert Museum (18 mins by tube)
The world's largest museum of art and design features extraordinary permanent artefact collections as well as blockbuster exhibitions.

Natural History Museum (21 mins by tube)
One of London's most fascinating destinations, the Natural History Museum has been loved by families for generations.

Hyde Park (22 mins by tube)
Central London's largest open green space, featuring Speaker's Corner, the Rose Gardens and regular outdoor concerts during the summer.

Royal Albert Hall (24 mins by tube)
One of the world's most prestigious classical music and arts venues, its stage has been graced by such great figures as Wagner, Verdi and Elgar and remains the home of the annual Proms.

Big Ben (26 mins by tube)
Arguably the most famous clock in the world, although the name Big Ben refers to the bell that chimes inside it.

Buckingham Palace (31 mins by tube)
The official London residence of the royal family since 1837 and one of London's most popular attractions.

THE BEST IN EDUCATION

The London Oratory School (1 min walk)
An exclusive school renowned for the quality of both its choral and instrumental music, known for educating prominent politicians.

Imperial College – South Kensington campus (10 mins by tube)
A well-respected university, providing world-class education in science, engineering, medicine and business.

St Paul's School for Girls (22 mins by tube)
One of the UK's outstanding independent day schools.

King's College (31 mins by tube)
The third oldest university in England and one of the largest centres for graduate and post-graduate medical teaching and biomedical research in Europe.

London School of Economics (34 mins by tube)
One of the UK's most respected social science institutions, regularly listed amongst the world's best universities.

University College London (35 mins by tube)
UCL was the first university institution established in London and has continued to be a leader in world education ever since.



TRAVEL
& TRANSPORT

LONDON UNDERGROUND

A five minute walk to Fulham Broadway Station (District Line) and an eight minute walk to West Brompton Station (District Line and London Overground), The Landau is perfectly situated, allowing you to get around London’s key destinations with ease.

NATIONAL RAIL

National Rail lines run from West Brompton station, connecting with the rest of the UK National Rail Network.

CROSSRAIL

The new Crossrail line is due to be completed in 2018 and will decrease journey times between Heathrow Airport, Paddington, the West End, the City and Canary Wharf. The nearest station is Paddington, a mere 15 minutes away.

AIRPORTS

London airports can be easily reached from The Landau; Heathrow can be reached in under 40 minutes via the Heathrow Express and under 50 minutes via the Piccadilly Line. Journey times to Gatwick and London City airports take less than an hour.

CAR

Secure underground parking spaces are included with each apartment at The Landau, increasing your travel options across the city. Heathrow can be reached in 26 minutes by car.

TAXI

South Kensington Station	9 mins
Knightsbridge Station	14 mins
Sloane Square Station	15 mins
Leicester Square Station	27 mins





MOUNT ANVIL

LONDON HOMES, THE MOUNT ANVIL WAY

Mount Anvil is Central London's specialist residential developer, and we've been creating homes and communities that people want to live in since 1991. Together with our joint venture partners, we've built more than 5,000 London homes. We plan to build 2,500 more by 2018.

We focus on location, design and quality; creating homes in highly desirable locations, employing internationally acclaimed architects and interior designers, and meticulously selecting construction materials, so that our developments look as great in ten years' time as they do on day one. We treat every development as unique with each given their own identity.

Our approach, the Mount Anvil Way, has been recognised through numerous awards,

including: Developer of the Year (less than 1000 units) for the last two years running at the acclaimed Property Week RESI Awards (2014, 2013); and Gold Award for Best Interior Design at the 2013 What House? Awards. We have also been recognised as one of the Sunday Times Best 100 Small Companies to Work For in each of the last eight years - a standout achievement within the British property industry.

Killian


Killian Hurley
khurley@mountanvil.com
Chief Executive
Mount Anvil




London homes,
the Mount Anvil way



Lexicon,
City Road, London EC1



The Eagle,
Old Street, London EC1



Dollar Bay,
London E14

AFFINITY SUTTON

HELPING PEOPLE
PUT DOWN ROOTS

Affinity Sutton has been developing homes for over 100 years and we are one of the biggest providers of affordable housing in England. We own 57,000 homes and aim to develop nearly 10,000 homes over the next 10 years. We develop homes for everyone: for market sale, market rent, shared ownership and rent to local people.

We have a reputation for providing well designed, high quality homes that meet the demands of today’s discerning buyers and tenants. Having won numerous highly coveted awards in the UK and abroad for design, eco-credentials or simply for being great places to live, we invest in what we feel matters most – our residents and their communities by helping people put down roots.



The Gallery,
London SW6

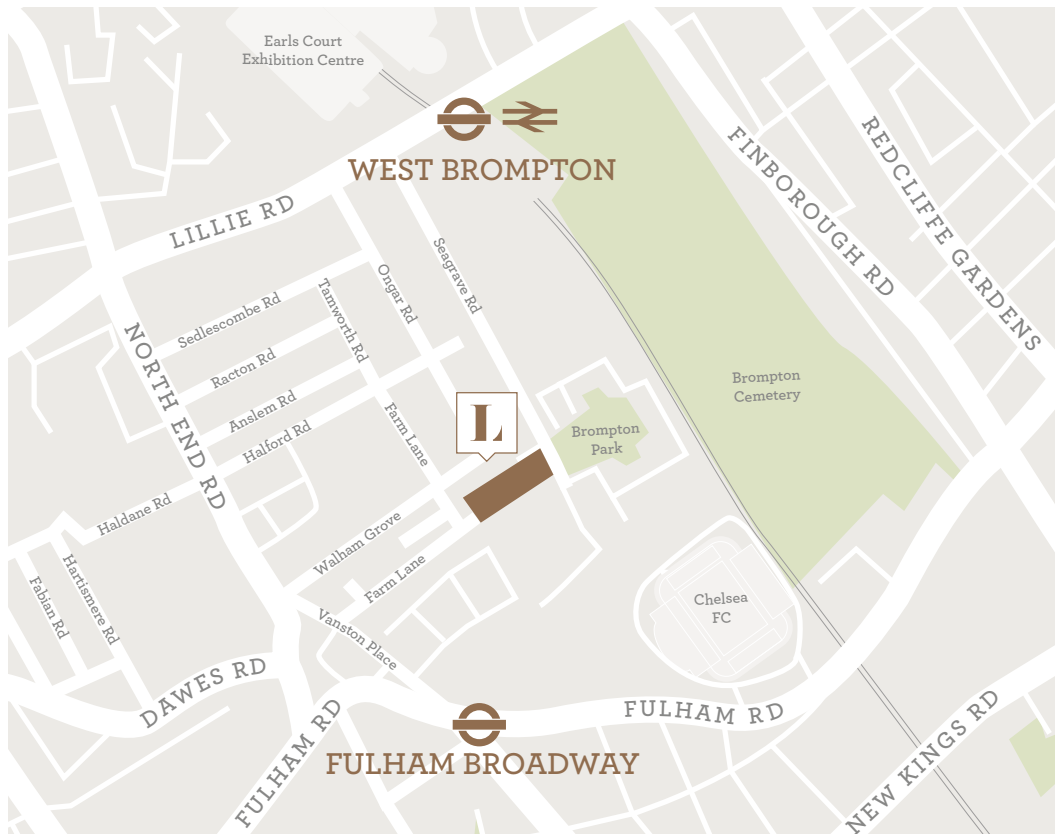


The Lexington,
London NW11



The Lexington,
London NW11

GET IN TOUCH



London homes,
the Mount Anvil way

A JOINT VENTURE BETWEEN MOUNT ANVIL AND AFFINITY SUTTON
ON BEHALF OF 72 FARM LANE DEVELOPMENTS LLP